

MV-LKM-274**PT100 / PT1000 amplifier | 0 ... 10 V output****Power supply**

Nominal voltage	24 V DC
Operating voltage range	15 ... 35 V DC
Power consumption AC/DC	0.24 W / -

Outputs


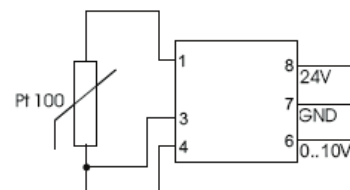
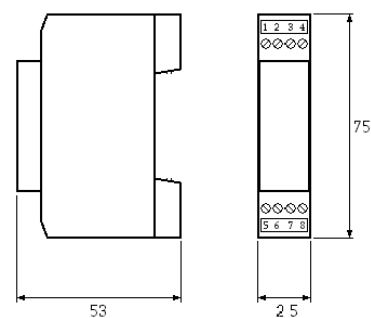
Number of analogue outputs	1
Analogue output type	0 ... 10 V

General data

Ambient temperature storage	-25 °C ... 70 °C
Ambient temperature operation	-25 °C ... 70 °C
Conductor cross section	2.5 mm ²
Module width	fig. 2
Weight	60 g
Protection degree	IP20
Housing material	PC

Product references

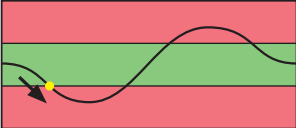
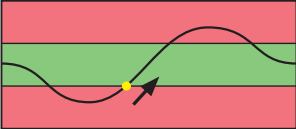
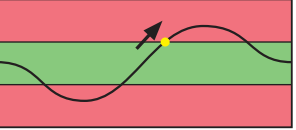
Types	Product reference
PT100 / PT1000 amplifier	MV-LKM-274

**fig. 1. Wiring diagram****fig. 2. Dimensions (mm)****Standards and approvals**

Approvals



CMS-10 remote monitoring and control features

	Description	Detail	CMS-10F	CMS-10ADF	CMS-10ACDF
General	Periodic notification	daily, weekly, monthly	●	●	●
	Notification at power fail		●	●	●
	Notification at startup		●	●	●
	Status notification upon request		●	●	●
	Up to five receivers per notification selectable		●	●	●
	Notification escalation		●	●	●
Inputs	Digital inputs		●		
	Analogue (0 ... 10 V) / digital inputs			●	●
	Analogue inputs 4 ... 20 mA				●
	Notification digital input "on"		●	●	●
	Notification digital input "off"		●	●	●
	Analogue value: scaling according sensor unit		●	●	●
					
	SMS notification analogue input value < lower level			●	●
					
	SMS notification analogue input value > lower level			●	●
					
	SMS notification analogue input value > upper level			●	●
					
SMS notification analogue input value < upper level			●	●	
Notification of analogue value in event of value change	Change > x			●	●
Periodic notification of analogue values				●	●
Notification delay	0.1 s ... 99.9 h		●	●	●
Outputs	Relay outputs		●	●	●
	Call-in function		●	●	●
	Switch on		●	●	●
	Switch off		●	●	●
	Output on for set time	0.1 s ... 99.9 h		●	●