

RBC-AUX-GM

Auxiliary module for RBC installation contactors | Group ON - OFF



Main circuit	
Rated voltage	250 V
Insulation	
Rated insulation voltage	440 V
Pollution degree	3
Wiring	
Contact type auxiliary circuit	Screw connection, M3
Conductor cross section auxiliary circuit	2.5mm ²
Stripping Length auxiliary circuit	7 mm
Nominal screw torque auxiliary circuit	0.8 Nm
Screwdrive auxiliary circuit	PZ1
Housing and environmental conditions	
Storage temperature (no ice)	-30 ... 80 °C
Operation temperature	-25 ... 70 °C
Relative humidity, no condensation	95 %
Ingress Protection	IP 20
Weight	30 g
Housing material	PA 6
Operation Altitude	Max. 2 000 m
Dimensions	see fig. 2
Suitable for installation contactor type	RBC20, RBC32

Product references		
Description	Type	
Group control ON – OFF		RBC-AUX-GM




fig. 1. Wiring diagram

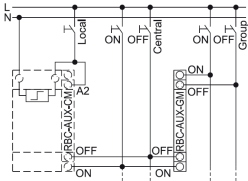
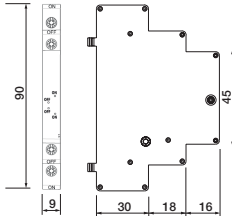


fig. 2. Dimensions (mm)



Technical approvals, conformities

Standards IEC/EN 60947

Approvals  