



CRINT-C128/DC12V

1 pole | Normally open solid state AC

Main circuit

Output type	  TRIAC
Type	Synchronized zero
Output voltage range	48 ... 280 V AC
Recommended minimum contact load	100 mA
Residual current	1.5 mA
Maximum voltage drop	1.2 V AC
Rated current	2 A
Inrush current	80 A, 10 ms
Rated load AC	fig. 2.

Control circuit

Nominal voltage	see table product references
Operating voltage range	0.8 ... 1.2 U _N
Pick-up voltage	≤ 0.8 U _N
Release voltage	≤ 0.25 U _N
Power consumption DC	150 mW

Insulation

Test voltage open contact	1 kV / 1 min
Test voltage contact / coil	2.5 kV / 1 min
Overvoltage category	III
Pollution degree	3

General data

Storage temperature (no ice)	-30 ... 85 °C
Operation temperature	-30 ... 70 °C
Pick-up time	1/2 Cycle +1 ms
Release time	1/2 Cycle +1 ms
Conductor cross section screw terminal	0.34 ... 2.5 mm ²
Conductor cross section cage clamp	0.75 ... 2.5 mm ²
Ingress Protection	IP 20
Mounting	TH35 (EN 60715)
Weight	30 g
Housing material	PA

Product references

Description	Type	12
Cage clamp terminal	CRINT-C128/DC...V	✓

«...» List control voltage to complete product references

Accessories

Potential bridge bar	CRINT-BR20-BU (BAG 5 PCS), CRINT-BR20-RD (BAG 5 PCS), CRINT-BR20-BK (BAG 5 PCS)
Label plate	CRINT-LAB (BAG 4X16 PCS)
Spacer	CRINT-SEP (BAG 5 PCS)

Replacement relays

Description	Type	12
DC	CRINT-R18/DC...V	✓

«...» List control voltage to complete product references
60 V relay used for all sockets with a minimum nominal voltage higher or equal 60 V




fig. 1. Wiring diagram

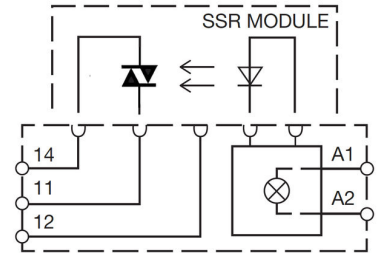


fig. 2. DC load limit curve

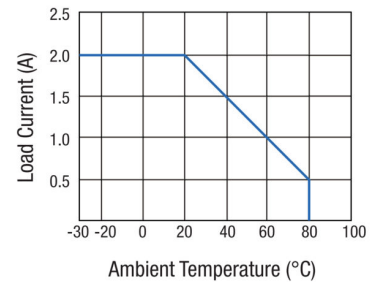
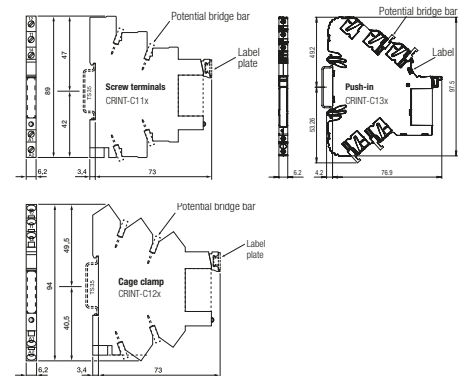


fig. 3. Dimensions (mm)



Technical approvals, conformities

Standards EN 62314

Approvals   