CRINT-C125/DC110-125V

1 pole | Normally open solid state DC

Main circuit

Output type	MOSFET
Type	Instantaneous
Output voltage range	3 ... 28.8 V DC
Recommended minimum contact load	20 mA
Residual current	0.1 mA
Maximum voltage drop	0.35 V DC
Rated current	4 A
Inrush current	48 A, 10 ms
Rated load DC	115 W

Control circuit

Nominal voltage	see table product references
Operating voltage range	0.8 … 1.2 U_N
Pick-up voltage	≤ 0.8 U_N
Release voltage	≤ 0.25 U_N
Power consumption DC	160 mW

Insulation

Test voltage open contact	1 kV / 1 min
Test voltage contact / coil	2.5 kV / 1 min
Overvoltage category	III
Pollution degree	3

General data

Storage temperature (no ice)	-30 … 85 °C
Operation temperature	-30 … 70 °C
Pick-up time	≤ 50 µs
Release time	≤ 300 µs
Conductor cross section screw terminal	0.34 ... 2.5 mm²
Conductor cross section cage clamp	0.75 … 2.5 mm²
Ingress Protection	IP 20
Mounting	TH35 (EN 60715)
Weight	30 g
Housing material	PA

Product references

Description	Type	110-125
Cage clamp terminal	CRINT-C125/DC...V	✓

«…» List control voltage to complete product references

Accessories

Potential bridge bar	CRINT-BR20-BU (BAG 5 PCS), CRINT-BR20-RD (BAG 5 PCS), CRINT-BR20-BK (BAG 5 PCS)
Label plate	CRINT-LAB (BAG 4X16 PCS)
Spacer	CRINT-SEP (BAG 5 PCS)

Replacement relays

Description	Type	60
DC	CRINT-R15/DC…V	✓

«…» List control voltage to complete product references

60 V relay used for all sockets with a minimum nominal voltage higher or equal 60 V



fig. 1. Wiring diagram

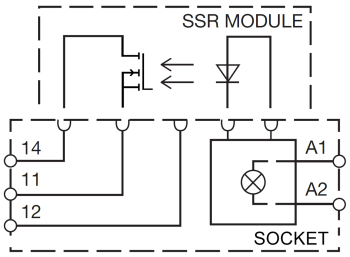

fig. 2. DC load limit curve

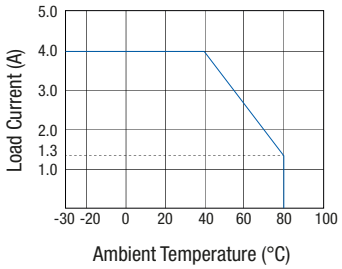

fig. 3. Dimensions (mm)

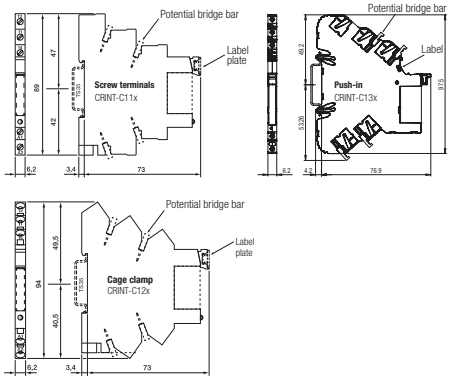

Technical approvals, conformities

Standards EN 62314

Approvals