

# CRINT-C115/DC220-240V

1 pole | Normally open solid state DC



## Main circuit

Output type	MOSFET
Type	Instantaneous
Output voltage range	3 ... 28.8 V DC
Recommended minimum contact load	20 mA
Residual current	0.1 mA
Maximum voltage drop	0.35 V DC
Rated current	4 A
Inrush current	48 A, 10 ms
Rated load DC	115 W

## Control circuit

Nominal voltage	see table product references
Operating voltage range	0.8 ... 1.2 U <sub>N</sub>
Pick-up voltage	≤ 0.8 U <sub>N</sub>
Release voltage	≤ 0.25 U <sub>N</sub>
Power consumption DC	160 mW

## Insulation

Test voltage open contact	1 kV / 1 min
Test voltage contact / coil	2.5 kV / 1 min
Oversvoltage category	III
Pollution degree	3

## General data

Storage temperature (no ice)	-30 ... 85 °C
Operation temperature	-30 ... 70 °C
Pick-up time	≤ 50 μs
Release time	≤ 300 μs
Conductor cross section screw terminal	0.34 ... 2.5 mm <sup>2</sup>
Conductor cross section cage clamp	0.75 ... 2.5 mm <sup>2</sup>
Ingress Protection	IP 20
Mounting	TH35 (EN 60715)
Weight	30 g
Housing material	PA

## Product references

Description	Type	220-240
Screw terminal	CRINT-C115/DC...V	✓

«...» List control voltage to complete product references

## Accessories

Potential bridge bar	CRINT-BR20-BU (BAG 5 PCS), CRINT-BR20-RD (BAG 5 PCS), CRINT-BR20-BK (BAG 5 PCS)
Label plate	CRINT-LAB (BAG 4X16 PCS)
Spacer	CRINT-SEP (BAG 5 PCS)

## Replacement relays

Description	Type	60
DC	CRINT-R15/DC...V	✓

«...» List control voltage to complete product references  
60 V relay used for all sockets with a minimum nominal voltage higher or equal 60 V



fig. 1. Wiring diagram

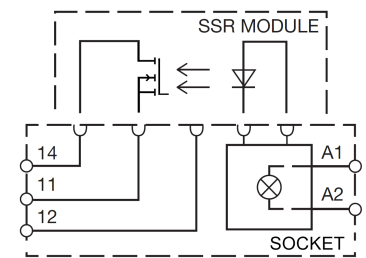


fig. 2. DC load limit curve

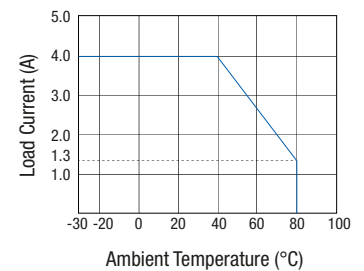
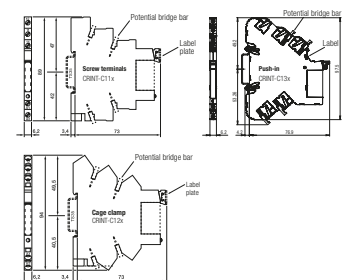


fig. 3. Dimensions (mm)



## Technical approvals, conformities

Standards EN 62314

Approvals