

MRM11/UC110-240V

1 phase | 1 CO | Multifunction monitoring



Power supply

Nominal voltage	110 ... 240 V UC
Operating voltage range	85 ... 250 V
Power consumption AC / DC	2.6 VA / 1.5 W
Frequency range	16 ... 63 Hz

Measuring circuit

Measured parameters	U, I, P, S, f, Cosφ
Min. setting step, resolution	0.1 V / 0.1 A / 1 W / 1 VA / 1 Hz / 0.05
Monitoring functions	Under, over, inside, outside
Number of voltage measurement inputs	1
Rated AC voltage L-N / L-L	230 V / -
Rated DC voltage U+ / U-	300 V
DC voltage measurement range U+ / U-	+0.1 ... +690 V, -0.1 ... -690 V
Undervoltage setting range	+0.1 ... +700 V, -0.1 ... -700 V
Overvoltage setting range	+0.1 ... +700 V, -0.1 ... -700 V
AC voltage measurement range L-N / L-L	0.1 ... 480 V
Number of current measurement inputs	1
Rated measurement current	5 A
Measurement current range	0.1 ... 5 A
Undercurrent setting range	0.1 ... 6 A
Overcurrent threshold I _{th} setting range	0.1 ... 6 A
Rated base frequency	15 ... 150 Hz
Alarm delay	0.5 ... 999.9 s
Alarm reset delay	0.5 ... 999.9 s

Main circuit

Number of contacts	1 CO
Available contact materials	AgNi
Rated voltage	250 V AC
Rated current	6 A
Minimum load	10 mA, 10 V
Inrush current	10 A, 10 ms
Rated load DC	fig. 3
Rated load AC-1	1,250 VA
Mechanical endurance (cycles)	30 000 000
Electrical endurance at rated load AC-1 (cycles)	fig. 2

Insulation

Rated test voltage measuring / measuring circuit	1.5 kV rms / 1 min
Rated test voltage measuring circuit / power supply	2 kV rms / 1 min
Rated test voltage measuring circuit / main circuit	2 kV rms / 1 min
Rated test voltage main circuit / power supply	2 kV rms / 1 min
Rated test voltage open contact	1.5 kV rms / 1 min
Pollution degree	2
Overvoltage category	III

General data

Storage temperature (no ice)	-40 ... 85 °C
Operation temperature	-40 ... 70 °C
Conductor cross section control / main circuit	2.5 mm ²
Nominal screw torque control / main circuit	0.6
Dimensions	fig. 4
Weight	107 g
Ingress Protection	IP 20
Housing material	PC

Product references

Description	Type	110-240
Single phase monitoring	MRM11/UC...V	✓
Other voltages on request. Please contact support@comatreleco.com.		
«...» List coil voltage to complete product references		



fig. 1. Wiring diagram

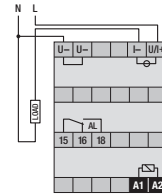


fig. 2. AC voltage endurance

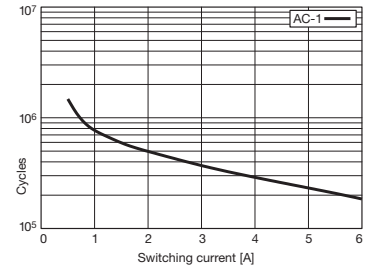


fig. 3. DC load limit curve

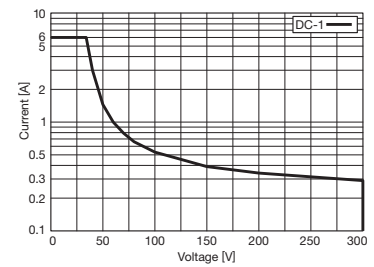
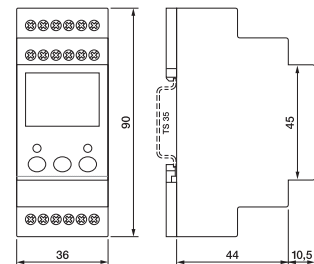


fig. 4. Dimensions (mm)



Technical approvals, conformities

Standards EN 60947-1; EN 61000-6-3; EN 61000-6-2

Approvals