

CMD11-A/UC24V

Off delay | single voltage | 1 CO



Time data

Timing functions	A
Timing range	50 ms ... 0.6 s / 0.5 s ... 6 s / 5 s ... 60 s / 0.5 min ... 6 min / 5 min ... 60 min
Timing scale	0.6 s / 6 s / 60 s / 6 min / 60 min

Main circuit

Number of contacts	1 CO
Available contact materials	AgNi
Rated voltage	250 V AC
Rated current	8 A
Minimum load	10 mA, 12 V
Inrush current	15 A, 20 ms
Rated load DC	fig. 3
Rated load AC-1	2,000 VA
Mechanical endurance (cycles)	30 000 000
Electrical endurance at rated load AC-1 (cycles)	fig. 2

Control circuit

Nominal voltage	24 V AC / DC
Operating voltage range	0.8 ... 1.2 U _N
Power consumption AC / DC	0.5 VA / 0.3 W
Current consumption on supply A1-A2 AC / DC	21 mA / 12 mA
Current consumption on input control B1 AC / DC	9.5 mA / 11.6 mA
Threshold voltage on input control B1 AC / DC	9.5 V / 14 V
Frequency range	0; 48 ... 62 Hz

Control circuit

Nominal voltage

Insulation

Rated test voltage control / main circuit	2 kV rms / 1 min
Rated test voltage open contact	1 kV rms / 1 min
Pollution degree	2
Overvoltage category	III

General data

Storage temperature (no ice)	-40 ... 85 °C
Operation temperature	-40 ... 60 °C
Conductor cross section control / main circuit	2.5 mm ² , 2 x 1.5 mm ²
Nominal screw torque control / main circuit	0.5 Nm
Dimensions	fig. 4
Weight	48 g
Ingress Protection	IP 20
Housing material	PA66

Product references

Description	Type	24
AC / DC Supply	CMD11-A/UC...V	✓

Other voltages on request. Please contact support@comatreleco.com.
«...» List control circuit voltage to complete product references.




fig. 1. Wiring diagram



fig. 2. AC voltage endurance

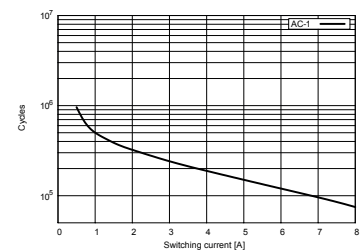


fig. 3. DC load limit curve

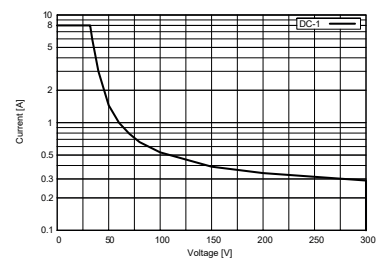
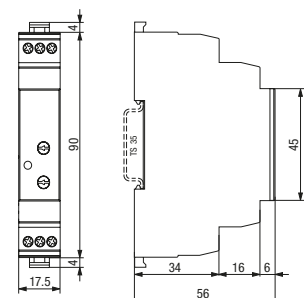


fig. 4. Dimensions (mm)



Technical approvals, conformities

Standards IEC/EN 61812-1

Approvals