

# CRINT-R15/DC24V

1 pole | normally open solid state DC



## Main circuit

Output type	MOSFET
Type	Instantaneous
Output voltage range	3 ... 28.8 V DC
Recommended minimum contact load	20 mA
Residual current	0.1 mA
Maximum voltage drop	0.35 V DC
Rated current	4 A
Inrush current	48 A, 10 ms

## Control circuit

Nominal voltage	see table product references
Operating voltage range	0.8 ... 1.2 U <sub>N</sub>
Pick-up voltage	≤ 0.8 U <sub>N</sub>
Release voltage	≤ 0.25 U <sub>N</sub>

## Insulation

Test voltage contact / coil	2.5 kV / 1 min
Insulation resistance at 500 V	≥ 1 GΩ

## General data

Storage temperature (no ice)	-30 ... 100 °C
Operation temperature	-30 ... 80 °C
Pick-up time	≤ 50 μs
Release time	≤ 300 μs
Weight	4 g

## Product references

Description	Type	24
DC	CRINT-R15/DC...V	✓

«...» List control voltage to complete product references

60 V relay used for all sockets with a minimum nominal voltage higher or equal 60 V




fig. 1. Wiring diagram

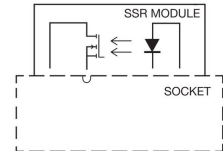


fig. 2. DC load limit curve

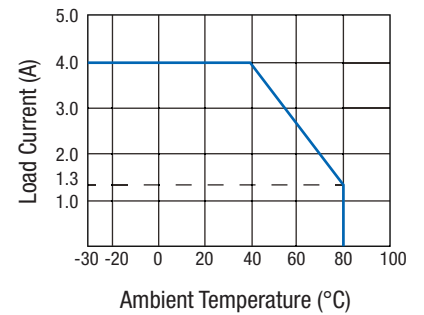
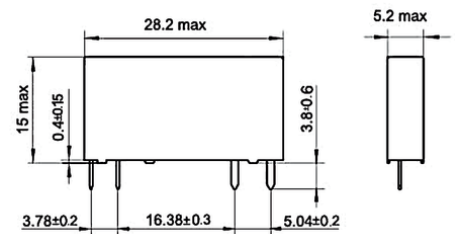


fig. 3. Dimensions (mm)



## Technical approvals, conformities

Standards EN 62314

Approvals