

CRINT-R18/DC24V

1-pole | normally open solid state AC



Main circuit

Output type	TRIAC
Type	Synchronized zero
Output voltage range	48 ... 280 V AC
Recommended minimum contact load	100 mA
Maximum voltage drop	1.2 V AC
Rated current	2 A
Inrush current	80 A, 10 ms
Rated limit load I ² t	32 A ² s
Rated load AC	fig. 2

Control circuit

Nominal voltage	see table product references
Operating voltage range	0.8 ... 1.2 U _N
Pick-up voltage	≤ 0.8 U _N
Release voltage	≤ 0.25 U _N

Insulation

Test voltage open contact	1 kV / 1 min
Test voltage contact / coil	2.5 kV / 1 min

General data

Storage temperature (no ice)	-30 ... 100 °C
Operation temperature	-30 ... 80 °C
Pick-up time	1/2 Cycle +1 ms
Release time	1/2 Cycle +1 ms
Weight	4 g

Product references

Description	Type	24
DC	CRINT-R18/DC...V	✓

«...» List control voltage to complete product references

60 V relay used for all sockets with a minimum nominal voltage higher or equal 60 V




fig. 1. Wiring diagram

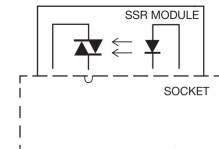


fig. 2. DC load limit curve

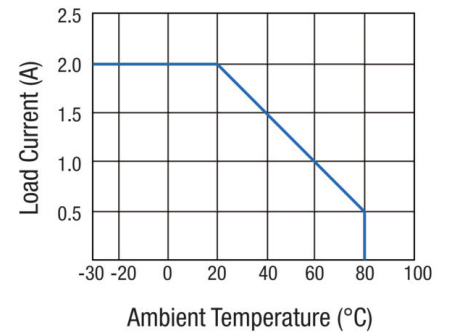
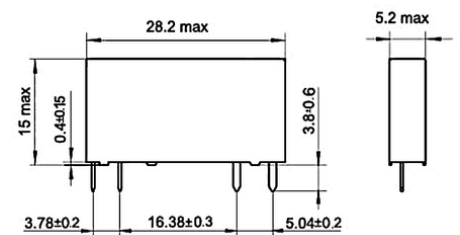


fig. 3. Dimensions (mm)



Technical approvals, conformities

Standards EN 62314

Approvals