

SP1PXS-TIX0240-80

1 phase | normally open solid state AC up to 280V, 80A | instantaneous | screw IP 20



Main circuit

Output type	SCR
Type	Instantaneous
Rated voltage AC	240 V
Output voltage range AC	48...280 V
Operating frequency	47...63 Hz
Recommended minimum contact load	100 mA
Maximum leakage current @ rated voltage A	10 mA
Maximum voltage drop @ rated current	≤ 1.7 V rms
Repetitive peak voltage in off-state	600 Vpk
Maximum off state dv / dt	500 V / μs
Maximum non repetitive di / dt	50 A / μs
Contact type	Screw
Contact	1 NO
Load current	80 A
Thermal derating, refer to:	fig. 2
Inrush current @ 10 ms	1000 A
I ² t @ 10 ms	5000 A ² s

Control circuit

Operating voltage range	4 ... 32 V DC	90 ... 280 V AC
Max. input current @ max. operating voltage	25 mA	25 mA
Pick-up voltage	4 V DC	90 V AC
Release voltage	1 V DC	10 V AC
Power consumption DC	0.8 W	7 VA

Insulation

Rated test voltage input/output	4000 Vrms / 1 min
Rated test voltage input output/base	2500 Vrms / 1 min
Overvoltage category	III

General data

Ambient temperature storage (no ice)	-30 ... 100
Ambient temperature operation	-30 ... 80
Pick-up time	1 ms / 30 ms
Release time	1/2 cycle + 1 ms / 30 ms
Power Factor	> 0.5
Protection degree	IP 20
Dimension	fig. 3
Weight	113 g
Housing material	PBT

Product references

Description	Type	080
1 NO, LED, RC Protection	SP1PXS-TIX0240N...X/AC90-280V	O.R.
1 NO, LED, TVS (*2) and RC protection	SP1PXS-TIX0240T...X/AC90-280V	O.R.
1 NO, LED, MOV (*1) and RC protection	SP1PXS-TIX0240V...X/AC90-280V	O.R.
1 NO, LED, RC Protection	SP1PXS-TIX0240N...X/DC4-32V	O.R.
1 NO, LED, TVS (*2) and RC protection	SP1PXS-TIX0240T...X/DC4-32V	O.R.
1 NO, LED, MOV (*1) and RC protection	SP1PXS-TIX0240V...X/DC4-32V	O.R.

Select load current to complete product reference
 (*1) Maximum operating voltage allowed by MOV: 300 V AC
 (*2) TVS protection voltage: 480 V

Heatsinks (to be used either with SP1P/pad or thermal grease). Further heatsink options are shown in the following chapter.

Heatsinks	Thermal resistance [°C/W]	Dimensions H x W x D (mm)	Mounting type
HS_006	0.6	148.5x55x59	DIN rail (with clip)
HS_007	0.8	122.5x81x100.5	DIN rail (with clip)
HS_015	0.6	106x80x96	Panel (with screws)

Accessories

Thermal conducting pad	SP1P/pad
------------------------	----------



fig. 1. Wiring diagram

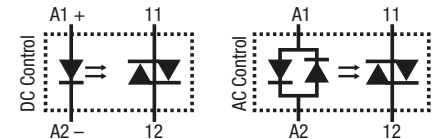


fig. 2. Thermal derating curve 80 A

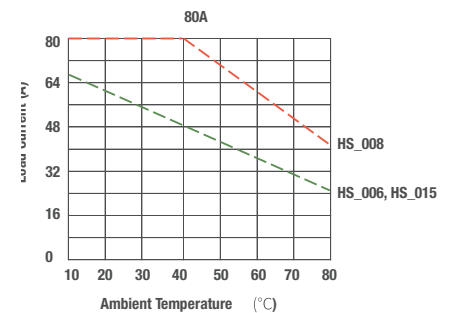
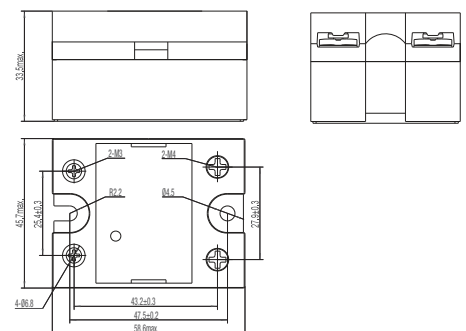


fig. 3. Dimension (mm)



Technical approvals, conformities

Standards EN 60950-1, EN 62314

Approvals CE C RU US