

S9-PI

14-pin C9 Relay socket | Push-In



General data

Rated load	6 A / 250 V
Dielectric strength	
- All terminals / DIN rail	2.5 kV rms / 1 min
- Terminal / terminal	2.5 kV rms / 1 min
- Contact / coil terminal	2.5 kV rms / 1 min
Conductor cross section	
- Single wire	2 x 0.34 mm ² / AWG 22 ... 2 x 2.5 mm ² / AWG 14
- Multi wire (un-crimped)	2 x 0.34 mm ² / AWG 22 ... 2 x 2.5 mm ² / AWG 14
- Multi wire (crimped)	2 x 0.34 mm ² / AWG 22 ... 2 x 1.5 mm ² / AWG 16
Mounting	TH35 (EN 60715)
Storage temperature (no ice)	-40 ... 80 °C
Operation temperature	-40 ... 60 °C
Weight	62 g
Housing material	PA

Optional Accessories

Retaining clip plastic	S7-CPI (BAG 10 PCS)
A2-Bridge for Sx-PI / Sx-PIR	Sxx-BBPI (BAG 20 PCS)
2-pole potential bridge bar	Sxx-BBPI2 (BAG 20 PCS)
4-pole potential bridge bar	Sxx-BBPI4 (BAG 20 PCS)
Multi-operation tool kit	OT-PI kit
Marking strip for Push-in	BS11-PI (50m tape)
	BC-78-15-8-BK (BAG 20 PCS), BC-78-15-8-BU (BAG 20 PCS), BC-78-15-8-RD (BAG 20 PCS)




fig. 1. Wiring diagram

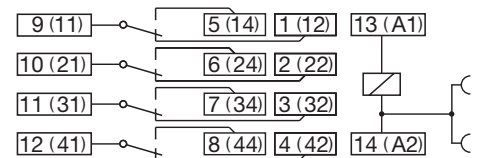
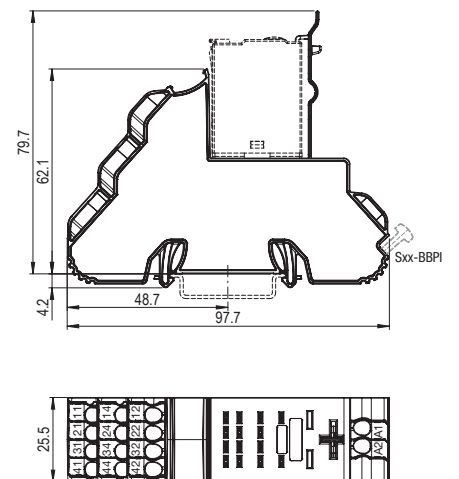


fig. 2. Dimensions (mm)



Technical approvals, conformities

Standards EN 60664-1



Approvals