

**RTBSB-001-010**

**Thermostat | 5 ... 30 °C | Cooling or heating | 1 CO**

**Outputs**

Number of relay outputs	1 CO
Rated voltage	230 V AC
Rated current	10 A (Terminal 1) / 5 A (Terminal 3)
Rated load AC-1	2300 VA / 1150 VA

**General data**

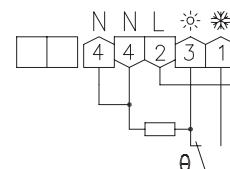
Ambient temperature storage	-20 °C ... 60 °C
Ambient temperature operation	-20 °C ... 60 °C
Conductor cross section	1.5 mm <sup>2</sup>
Weight	90 g
Protection degree	IP30
Housing material	ABS

**Product references**

Types	Product reference
Thermostat	RTBSB-001-010



**fig. 1. Wiring diagram**

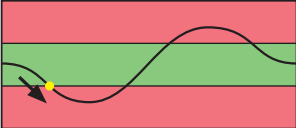
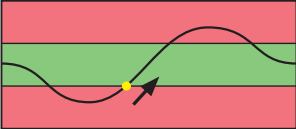
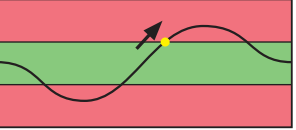


**Standards and approvals**

Approvals



## CMS-10 remote monitoring and control features

	Description	Detail	CMS-10F	CMS-10ADF	CMS-10ACDF
General	Periodic notification	daily, weekly, monthly	●	●	●
	Notification at power fail		●	●	●
	Notification at startup		●	●	●
	Status notification upon request		●	●	●
	Up to five receivers per notification selectable		●	●	●
	Notification escalation		●	●	●
Inputs	Digital inputs		●		
	Analogue (0 ... 10 V) / digital inputs			●	●
	Analogue inputs 4 ... 20 mA				●
	Notification digital input "on"		●	●	●
	Notification digital input "off"		●	●	●
	Analogue value: scaling according sensor unit		●	●	●
					
	SMS notification analogue input value < lower level			●	●
					
	SMS notification analogue input value > lower level			●	●
					
	SMS notification analogue input value > upper level			●	●
					
	SMS notification analogue input value < upper level			●	●
Notification of analogue value in event of value change	Change > x			●	●
Periodic notification of analogue values				●	●
Notification delay	0.1 s ... 99.9 h		●	●	●
Outputs	Relay outputs		●	●	●
	Call-in function		●	●	●
	Switch on		●	●	●
	Switch off		●	●	●
	Output on for set time	0.1 s ... 99.9 h		●	●