

HDR-15-24, HDR-30-24

Power supply | 24 V DC

Power supply

Nominal voltage	85 ... 264 V AC
Operating voltage range	85 ... 277 V AC
Rated Power	15 W / 30 W
Rated frequency	47 ... 63 Hz
Efficiency	> 86 %
Overload	110 ... 145 %
Overload protection	Hiccup, automatic recovery
Output voltage range	21.6 ... 29 V

Insulation

Overvoltage category	III
Operating altitude	< 2000 m
Isolation impedance	> 100 MΩ
Withstand overvoltage	4 kV AC

General data

Ambient temperature storage (no ice)	-40 ... 85 °C
Ambient temperature operation	-30 ... 70 °C
Conductor cross section	2.5 mm ²
Dimension	fig. 1
Weight	78 g
Protection degree	IP20
Housing material	PA 6

Product reference

Description	Type
Power supply 15 W, 24 V DC	HDR-15-24
Power supply 30 W, 24 V DC	HDR-30-24

Other voltages on request. Please contact support@comatreleco.com.


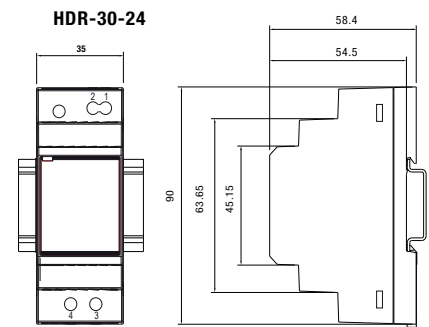
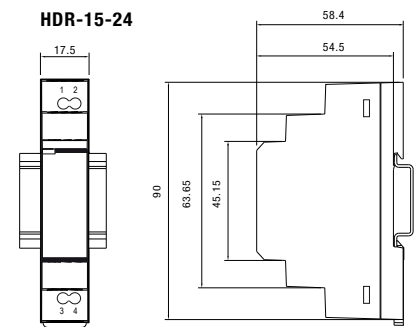
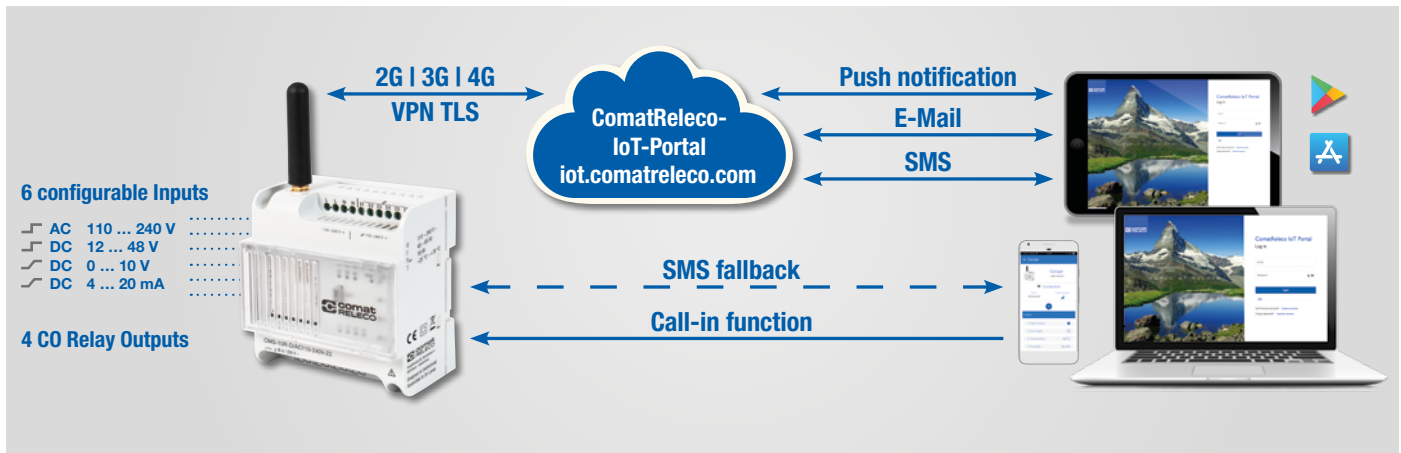


fig. 1. Dimension (mm)



Standards and approvals

Approvals



2G, 3G, 4G communication with hard SIM

The CMS-10R is a remote monitoring and control unit for industrial and building technologies. It reports status changes of the digital or analog inputs through the mobile network via push notification, e-mail or SMS. The outputs are controlled via push notification from a web browser or Smart App. If required, the configured outputs can also be switched to the device via a telephone call (call-in function). The CMS-10R automatically selects the network generation with the highest field strength on site.

Due to the cloud solution no telephone subscription fees are charged

You manage your user profile according to your needs. Various profiles are available for optimal use of the device. The annual license fee - free of charge in the first year of operation - as well as the costs incurred for any SMS traffic are billed via the embedded Invoice platform. The payments can be easily completed through invoicing or digital channels.

Easy to configure

Wherever you are: You can switch and operate as you like. 4 steps and you are there:

- Log in to the ComatReleco IoT Portal - iot.comatreleco.com
- Selection of the desired hardware
- Define the bill-to party
- Configure and connect the device

Your added values

- ComatReleco Messaging System incl. M2M SIM card + iOS or Android App
- No additional SIM required, plug'n play system
- Push notification via web browser / iOS / Android App, E-mail or SMS
- Remote device configuration via web browser
- Unique devices - ID for secure integration into the Swiss based cloud solution
- High operational reliability through VPN and TLS technologies
- Minimal operating costs thanks to web communication

Basic identification principle (type ComatReleco Messaging System)

1		2		3		4		5
CMS-10R	-	DAC	/	DC12-48V	-	Z2	-	KIT

1. Product family

2. Inputs

- D = 6 Digital
- DA = 6 Analog 0 ... 10 V / Digital
- DAC = 4 Analog 0 ... 10 V / Digital
2 Analog 4 ... 20 mA

3. Nominal voltage:

- AC 110 ... 240V
- DC 12 ... 48V

4. Operating voltage:

- Z1 = Version for zone 1 (worldwide)
- Z2 = Version for zone 2 (Europe, Middle East Africa, Korea, Thailand)

5. Packaging:

- = CMS-10R device with standard antenna 50 mm
- KIT1 = CMS-10R-... including CMS-ANT-MAG2/2.5M & HDR-15-24
- KIT2 = CMS-10R-... including CMS-ANT-MAG2/2.5M & HDR-30-24

	Description	Detail	CMS-10R-D	CMS-10R-DA	CMS-10R-DAC	
General	Notification at startup		●	●	●	
	Notification at connected		●	●	●	
	Notification at shutdown		●	●	●	
	Notification at disconnected		●	●	●	
	Notification at period event count reached		●	●	●	
	Periodic notification	hourly, daily, weekly, monthly	●	●	●	
	Up to five receivers per notification selectable *		●	●	●	
	Notification escalation *		●	●	●	
Inputs	Digital inputs		●	●	●	
	Analogue 0 ... 10 V / digital inputs			●	●	
	Analogue inputs 4 ... 20 mA				●	
	Notification digital input "on"		●	●	●	
	Notification digital input "off"		●	●	●	
	Analogue value: configurable scaling		●	●	●	
	Notification of analogue value in event of value change	Change > x		●	●	
	Periodic notification of analogue values	hourly, daily, weekly, monthly			●	
	Outputs	Relay outputs		●	●	●
SMS control messages			●	●	●	
Call-in function			●	●	●	
Output set time		0.1 s ... 99.9 h	●	●	●	

* Depending upon chosen subscription plan

Frequency bands

Standard	Zone	Frequency bands
2G E-GSM	Z1	E-GSM: B2 (1900 MHz), B3 (1800 MHz), B5 (850 MHz), B8 (900 MHz)
	Z2	E-GSM: B3 (1800 MHz), B8 (900 MHz)
3G E-UTRA	Z1	E-UTRA: B1 (2100 MHz), B2 (1900 MHz), B4 (1700 MHz), B5 (850 MHz), B6 (800 MHz), B8 (900 MHz), B19 (800 MHz)
	Z2	E-UTRA: B1 (2100 MHz), B8 (900 MHz)
4G LTE	Z1	LTE-FDD: B1 (2100 MHz), B2 (1900 MHz), B3 (1800 MHz), B4 (1700 MHz), B5 (850 MHz), B7 (2600 MHz), B8 (900 MHz), B12 (700MHz), B13 (700 MHz), B18 (850 MHz), B19 (850 MHz), B20 (800 MHz), B25 (1900 MHz), B26 (850 MHz), B28 (700 MHz) LTE-TDD: B38 (2600 MHz), B39 (1900 MHz), B40 (2300 MHz), B41 (2500 MHz)
	Z2	LTE-FDD: B1 (2100 MHz), B3 (1800 MHz), B7 (2600 MHz), B8 (900 MHz), B20 (800 MHz), B28A (700 MHz)