

2.2 Multifunction Time Relays

CIM33R

Multifunction | 24 ... 240 V UC | 1 MOSFET



Time data

Timing functions	fig. 1 2: F, Q, G 3: I, P, H
Timing range	50 ms ... 0.6 s / 0.5 s ... 6 s / 5 s ... 60 s / 0.5 min ... 6 min / 5 min ... 60 min / 0.5 h ... 6 h / 5 h ... 60 h
Timing scale	0.6 s / 6 s / 60 s / 6 min / 60 min / 6 h / 60 h

Main circuit

Number of outputs	1 NO
Output type	MOSFET
Rated voltage	24 V DC
Rated current	5 A
Minimum load	1 mA, 1 V
Inrush current	40 A, 10 us
Typ. leakage current	10 µA
Mechanical endurance (cycles)	∞
Electrical endurance at rated load DC-1 (cycles)	∞

Control circuit

Nominal voltage	24 ... 240 V UC
Operating voltage range	16.8 ... 250 V UC
Power consumption AC / DC	1.2 VA / 430 mW
Current consumption on supply A1-A2 AC / DC	< 23 mA / < 23 mA
Current consumption on input control B1 AC / DC	< 22 mA / < 22 mA
Threshold voltage on input control B1 AC / DC	13 V / 15 V
Rated frequency	0; 16 ... 63 Hz

Insulation

Rated test voltage control / main circuit	2.5 kV rms / 1 min
Pollution degree	2
Overvoltage category	III

General data

Ambient temperature storage (no ice)	-40 ... 85 °C
Ambient temperature operation	-40 ... 70 °C
Conductor cross section	2.5 mm ² , 2 x 1.5 mm ²
Nominal screw torque	0.4 Nm
Dimensions	fig. 2
Weight	70 g
Protection degree	IP 20
Housing material	PC

Product reference

Description	Type	24-240
UC supply, Railway version	CIM33R/UC...V	✓

Other voltages on request. Please contact support@comatreleco.com.

«...» list control circuit voltage to complete product references.




fig. 1. Wiring diagram

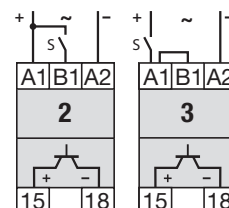
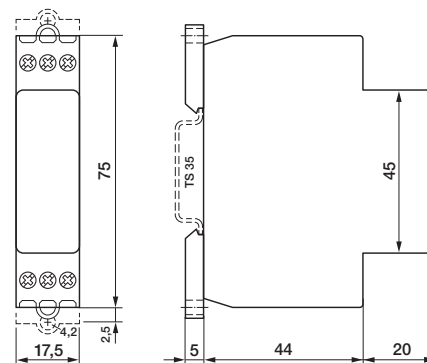


fig. 2. Dimensions (mm)

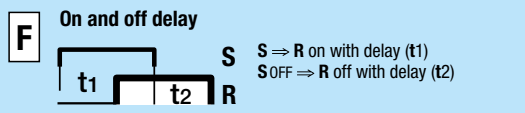
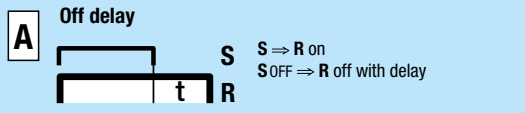
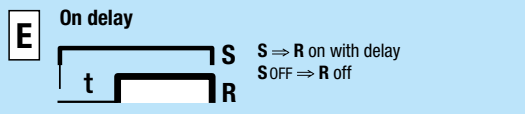


Standards and approvals

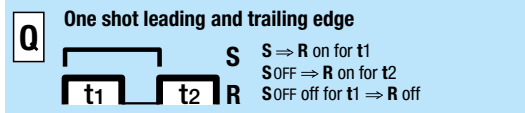
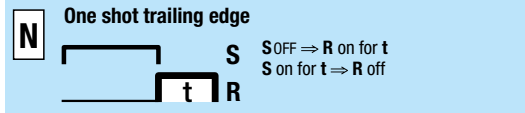
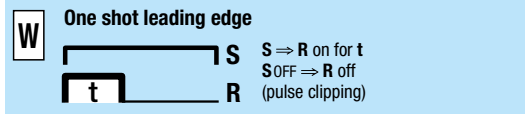
Standards	IEC/EN 60947;
Railway standards	EN 50155; EN 45545-2

Approvals CE C UL US

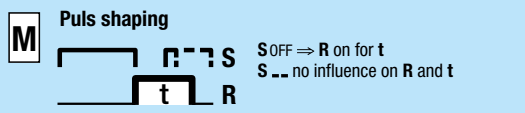
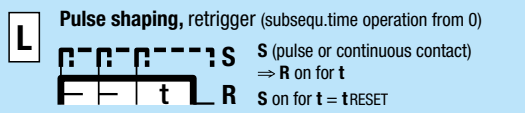
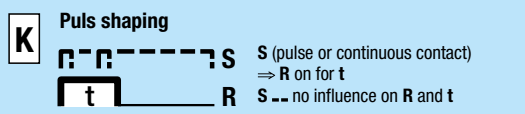
Delay functions



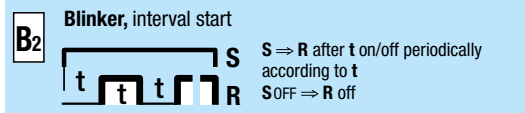
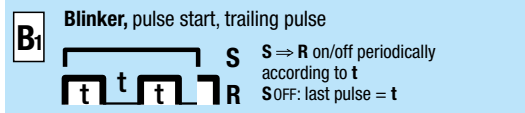
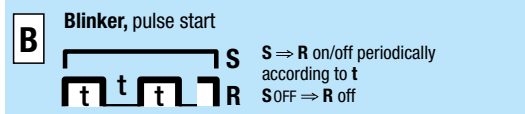
Shot timing modes



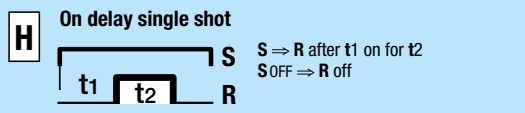
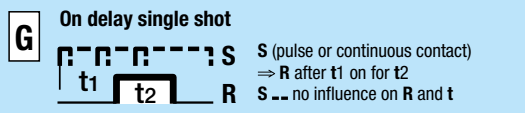
Puls shaping



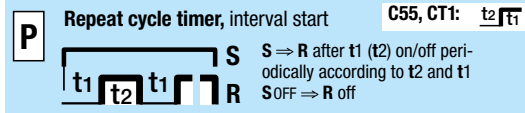
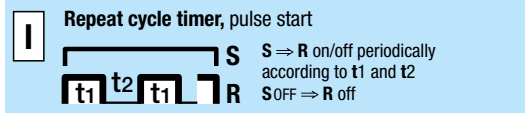
Blinker functions



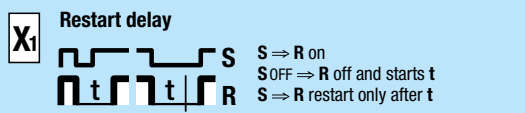
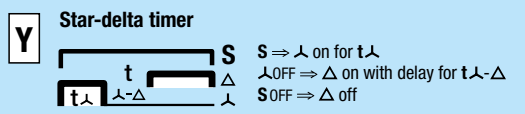
Delayed pulse



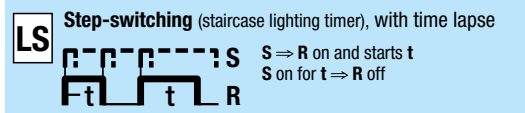
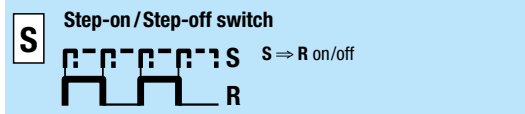
Repeat cycle timer




Special functions



Special functions



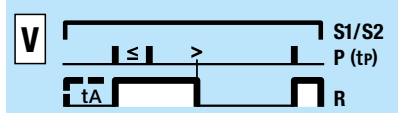
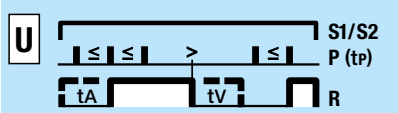
Stop / Reset



S = Triggering
R = Output circuit
⇒ = switches...



Pulse sequence monitoring



S1/S2 = Monitoring start
P = Pulse sequence
tp = Pulse separation

≤: Pulse separation is **smaller** than the time tp
>: Pulse separation is **larger** than the time tp

Start with S1 = **without** start-up short-out t_A
Start with S2 = start-up short-out t_A

t_v = settable alarm delay
delay (t_A = t_v)

